

B. Weber: Comments on the POLAROID series

Pola-Grafik is experimental combination of **POLAROID-photography** with **graphics**, under the following guidelines:

- **Using minimal resources**

Camera Pola 1000, later SX-70, self-made optics, filters, templates, etc.

- **Extension of the exposure time from TIME ZERO till TIME X**

Instant print as condensed film by modifying the camera

- **Maintaining the smooth, shiny surface of the image**

without applying "destructive" manipulation techniques

- **Achieve maximum photographic effect**

from the material itself, using different exposure modes

The following largely chronologically ordered series are accessible by click on one starting point of page "Polaroids".

Every single picture of a group can be enlarged with a double click.

One can continuously scroll left or right through all series with the < signs >.

The number of 6 frames per series resulted from the fact that of 10 images in a film pack usually 6 were in line with expectations, while the remaining 4 were often over or under exposed.

POLAROID-Series

01 Farbfotos / Color Photos

02 Ab Heute (13.Apr.1983) Since Today

03 Foto-Grafik (06.Jul.1984) Photo Graphics

04 Rolladen / Roller Shutter

05 TV-Testbilder 1 / TV test patterns 1

06 Einbildung / Imagination

07 TV-Testbilder 2 / TV test patterns 2

08 Ich glotz TV (Nina Hagen) I gawk TV

09 Lichtquellen 1 / Light Sources 1

10 EXPERIMENT

11 Lichtquellen 2 / Light Sources 2

12 POLAMAGIE / POLAMAGIC

13 Für Rolf / For Rolf

14 Pola-Grafik Fotos / Pola-Grafik Photos

15 Sofort / Instantly

16 Grüße / Greetings

17 Kopfschmerz + Sofort Bestens im Bild / Headache + Instantly Excellent Pictured

18 Photoplates

19 Photonogramme / Photonograms

20 Chemografik / Chemical Graphics

21 Weitere (Versionen) / Other (Versions)

1 Pola-Grafik

2 Pola-Grafik 1 – 4 (Alternativen zu den Bildern der Titelseerie)

3 EXPERIMENT

4 Lichtquellen 3 / Light Sources 3

5 Fotos / Photos


6 beschriftet / superscribed

1982 - Farbfotos / Color Photos



Colorful self-portraits with the POLA 1000 under illumination with yellow, blue and red light.

1983 - Ab Heute (13.Apr.1983) Since Today



On 13.04.1983 I completed successfully my first multiple and long exposures by a modified camera POLA 1000.


The change of the camera: the power supply is interrupted by a switch.

This keeps the lens open until the switch is pressed to close the circuit and start the automatic ejection picture.

After time X (seconds, minutes, hours or days), the image is instantly (TIME ZERO) ejected.

The series "**Twins**" in the 2nd row starting with 2nd picture was created by a 3-fold exposure (2 self, 1 TV).

1984 - Foto-Grafik (06.Jul.1984) Photo-Graphics



On **06.08.1984** the first 2 direct exposures were created by a self-designed light pen (consisting of a glass fiber and an LED, polaroid supported by a POLAPULSE BATTERY) and the luminous dial of an alarm clock, which indicated 'now' time mirrored.


On the right side beginning of the next series Roller Shutter.

1983 - Rolladen / Roller Shutter



The not fully closed shutter allows a pixel image of the road in different graphical structure. Depending on how long the lens is kept open, more or less light reaches each "pixel" in the film. The long exposure makes it possible to capture the movement of the shutter on POLAROID. The shutter itself was a prerequisite for the night darkroom work with the POLAROID graphics. Like Dracula I had to fear the first morning light coming through the narrow slits in the shutters and forcing me to finish my light-shy bustle.

1983 - Einbildung / Imagination



Double exposures and increasingly shorter exposure times, this time with a TV test pattern in background painted by me. In the last picture, the switch is staged, that made this series possible. The title "Imagination / Imagination" is a pun based on the increasingly "entering into the image" of the self-portraits.

1983 - 1984 – Lichtquellen 1 / Light Sources 1




These are usually close-ups of different light sources, sometimes using magnifying lenses and long exposure without flash.

1983 - 1984 – Lichtquellen 2 / Light Sources 2



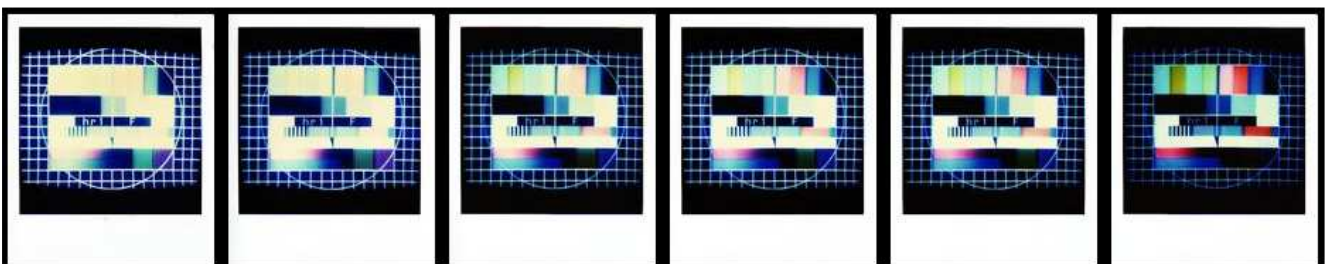
The transition from one to the next second is preserved in a condensed film. For "Moon over Mainz" (3rd and 4th picture), the lens was covered briefly at certain intervals and then reopened. The traffic lights shows all 3 colors seemingly simultaneously.

1983 - 1984 - Lichtquellen 3 / Light Sources 3




The 1st Picture was taken during a 30-minute nightly walk, the camera was worn with an open lens in a plastic bag and caught mainly the headlights of oncoming vehicles in a rocking motion.

1984 - TV-Testbilder 1 / TV test patterns 1



A series of different exposure times.

1984 - TV-Testbilder 2 / TV test patterns 2



TV test patterns to test the photographic quality of the SX-70 film. In particular, the TV pictures were colorful templates, their contrast and brightness on the TV could be set arbitrarily.

1984 – Ich glotz' TV (Nina Hagen) I gawk TV



A documentation of my work on the TV test patterns. The series was exhibited in 1984 at the gallery "Brennpunkt" (Berlin) under the title "I gawk TV" (Nina Hagen).

1984 – EXPERIMENT



The POLAROID slogan appeared: "SPEAK POLAROID". It referred to Polas, which should be labeled on the wide edge down with a pen, to be a comment or additional to the image.

For me, this "SPEECH" was not enough polaroid. So I developed a writing that should be visible on the film itself and not on the edge. Since the letters were cut with a knife in cardboard, the word **EXPERIMENT** became very jagged.


In 1987 I won with the 6th Image of the top row the third Price in the POLAROID competition "Schuess Los!" (meaning "Shoot immediately!") of the german magazine "COUPE".

1984 - POLAMAGIE / POLAMAGIC




The images in this series are an expression of my fascination with the "magic" of the system POLAROID, therefore, the intention to bring the 6 colors of the POLAROID logo in the image background. Each strip is individually lit by a template with colored paper. So it is a self-portrait like at left, with 8 additional light exposures outside the camera.

1984 - Für Rolf / For Rolf




That first purely graphic series is dedicated to my friend Rolf F.. He has procured me the glass fibers for the self-designed light pen. The used stencil is from the series **POLAMAGIE**.

1984 – Sofort / Instantly



After the first writing **EXPERIMENT** I wanted to bring a liquid handwriting on the film. This was achieved with the self-designed fiber optic pin. Since the pola-graphic work requires absolute darkness (see **Roller Shutter**), I had sometimes to capture a film with my lips so as not to get it untraceable. This inspired me to present me as instant ejector with self-portrait (see also self-portrait of Pola 1000 in **Foto-Grafik (06.Jul.1984) Photo-Graphics**).

1985 - Grüße / Greetings



Originally planned as a photo for a greeting card, I spontaneously developed a series of a photo in the photo. The 3 predominantly monochrome Polaroids on the right have emerged on other occasions and supplements the 3 self-portraits, that were done with the SX70 Camera, to my usual "six-pack".

1985 - Kopfschmerz / Headache (1 - 3)

1985 - Sofort bestens im Bild / Instantly excellent pictured (4 - 6)

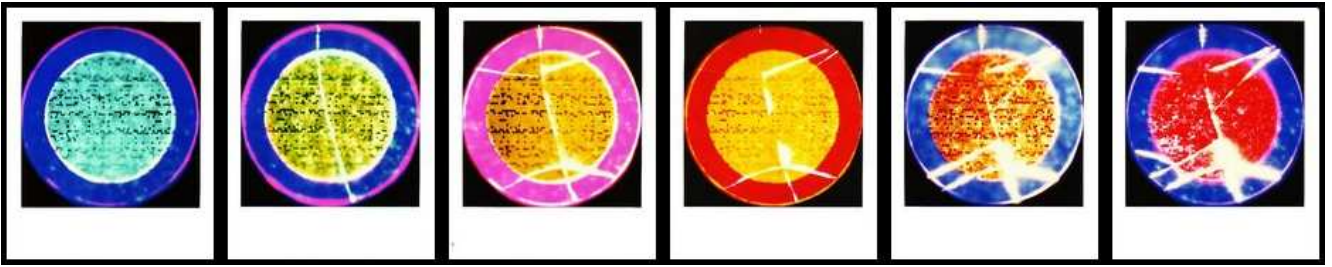


The label "**Head ... ache**" for the self-portrait is taken from an advertisement for headache tablets and combined with a light pen framing (top / left / right).

"**Instantly excellent pictured**" was another slogan of POLAROID.


The 3 pictures show the combined intake of an older conventional photograph and a self-portrait made with Pola 1000, both of which are not covered "excellently". The picture was not "instantly" ready, because at first the stencils had to be made for the visual separation of the two images.

2003 - Photoplates



These 6 Pola-Graphics were my contribution to the then "Dorint Photo Plate Award 2004". To the annual competition (now called "Silken Photoplate Award") "creative photographers" are invited to submit 6 images that can be mapped to 6 porcelain plates. The photograms were created by exposing the film by means of stencils and colored papers out of the camera in the darkroom. The camera was only used for film development. I designed the decor for a cracked plate in 6 stages.

2006 - 2007 Photonogramme / Photonograms




Neither photos nor photograms, but illustration of light (photons) itself directly on the film, partially filtered through different colored transparent films. Light sources: fiber bundle, chemical light sticks, luminous objects, etc. The camera has been used only for film development.

1984 - Pola-Grafik Photos




Photos from the first draft of the graphics, which now serves as the title of the homepage.

1984 - Pola-Grafik / Pola-Graphics




This series was designed as a title for an exhibition poster, and now serves as the title of the homepage. It is an example of the previously used graphic techniques to POLAROID, therefore "Pola-Grafik". The camera has been used only for film development.

1984 - Pola-Grafik (1 - 4)



The 4 less successful predecessors to Pola-Grafik above. The first was developed with a rolling pin instead of the camera.

1983 - 2007 beschriftet / superscribed




A number of overexposed Polaroids that were labeled self-referential. (Inscriptions: overexposed ! / smooth / shiny / black / superscribed / ---cross --- with black marker), So a "SPEAK POLAROID" without image.

1982 - 1984 Various single Polas



The 3rd Image is from the series **Roller Shutters**.

Chemografik / Chemical Graphic



(Auto-) Polaroids that have developed themselves in the 10 film pack purely chemical and typically frame by frame form a continuous series.
The developer paste has been swollen. One picture has pushed to another and passed on the pressure points from image to image.



Bernd Weber, Uhlandstr. 31, 60314 Frankfurt, polagrafik@online.ms